

4/27/2020



Hi Pre-K Families,

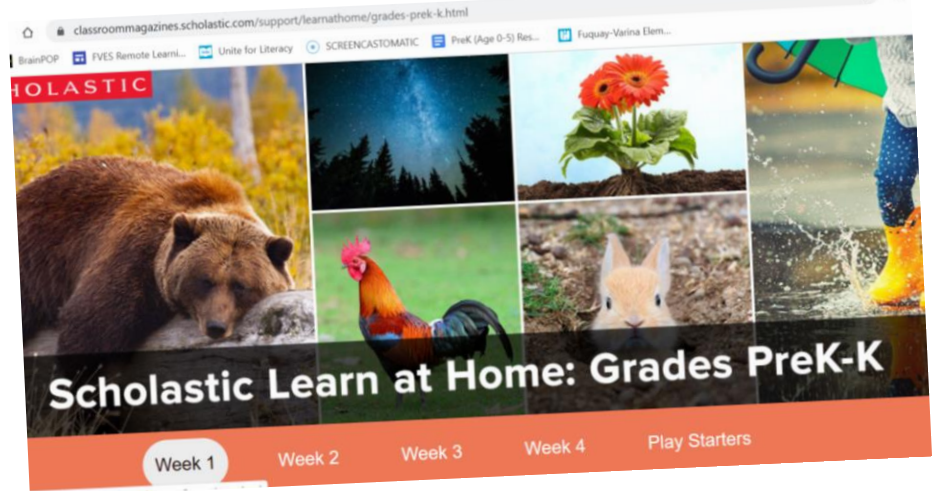
How was your weekend? I am very sad that our school building will not be reopened this year. I am grateful for our health & safety. I hope everyone stays safe & well and look forward to the time that we can see each other in person again. I am missing my pre-k hugs!!!

Today's lessons include:



- Scholastic's Week 2 Day 1: Physical Science- Sound & Music
- Teacher Read Alouds & Daily Reading Quest
- Social Emotional Activities from Teaching Strategies Gold
- Daniel Tiger & Esme & Roy (social emotional videos from PBS Kids)

Happy Learning! Ms. Julia Trotto

Parents:
Click the image to go to
Scholastic Learn at Home & to
choose the week/day that
interests your child most.



Or follow along with me by clicking below:



Day 6: Physical Science - Sound and Music

Watch the Story:

Zin! Zin! Zin! A Violin by Lloyd Moss

Read the Book:

All About Sound by Lisa Trumbauer

[Take Me There!](#)



Video: What's That Sound?

Listen up to find out how you hear sounds all around!

[**Watch the Video**](#)

Listening Ears

Take a seat, close your eyes, and listen. What sounds do you hear around you?

- Listen.
- Draw four boxes on a sheet of paper.
- In each box, write what you hear.
- Then draw a picture of what's making each sound.

I hear . . .

Asking Questions

The screenshot shows the PebbleGo website interface. At the top left is the 'PebbleGo' logo. To its right is a search bar with the text 'Search' and a magnifying glass icon. Further right are a language selector set to 'Español' and a user profile dropdown labeled 'capstone'. Below these are navigation icons for home, science, and other subjects. The main heading is 'Asking Questions'. Below this are several tabs: 'Why We Ask Questions', 'Curiosity Is Im...', 'Solve Pr...', 'Learn About t...', 'Make a ...', and 'Read More'. The 'Why We Ask Questions' tab is active, displaying a text block with a speaker icon and a photograph of a man and a child pointing at the sky. The text reads: 'Why is the sky blue? Is the sun on fire? In science and **technology**, we ask many questions. What is it? How does it work? Next we look for answers and **solutions** to problems.' Below the text are icons for 'Print', 'Media', 'Cite', 'Article', 'Activities', and 'Video'.

PebbleGo:
Username: FVES
Password: Rockets



Click the image to
hear Ms. Julia read, “I
Hear”, by Phoebe
McGuffee

Click below to go read the story at Unite for Literacy:

<https://www.uniteforliteracy.com/unite/healthyme/book?BookId=37>

(<https://www.uniteforliteracy.com/>).

PreK-K: Daily Reading Quests

Listen as a grownup reads a story or book to you. Then pick an activity from the list below! You can try a different activity every day, or repeat a favorite.

A **character** is someone who is in a story. It can be a person, an animal—even a robot!


Describe your favorite character from the story. What do you like most about them? Talk about it with a grownup.

What part of the story **surprised you** the most? Talk about it with a grownup.

Turn to a page in the book. Tell a grownup **what is happening in the picture**.

“Support comprehension with interesting conversations


When children are familiar with a story and ready to think more deeply about it—especially during a second or third reading—teachers can spark conversation with open-ended questions.” [\(Parents, Click Here to Read Full Article from NAEYC\)](#)




[Read Aloud with Mrs. Johnson](#)
[“Grumpy Cat”](#)
[by Britta Teckentrup](#)



Ms. Julia reads,
[“How Many Friends Can You Count?”](#) by
Holly Hartman



[Read Aloud with Mrs. Thompson](#)
[“Pete the Cat: I Love my White Shoes”](#)
[by James Dean](#)



[Ms. Elizabeth reads “Llama Llama Red Pajama”](#) by Anna Dewdney

Daniel Tiger's Neighborhood: Daniel's Bicycle/Katerina's Magic Trick

SIGN IN TO PBS KIDS

APPS HELP **UNC TV** TVTIMES

Public Media North Carolina

PARENTS ▶

NOW PLAYING Daniel Tiger's Neighborhood: Daniel's Bicycle/Katerina's... (22:32)
Goals: Social & Emotional Growth [More info](#)



PBS KIDS
LIVE TV





GAMES




Esme & Roy: Bedtime for Hugo



SIGN IN TO PBS KIDS





APPS HELP **UNC TV** TV TIMES 
Public Media North Carolina







PARENTS ▶

NOW PLAYING Esme & Roy: Bedtime for Hugo (12:18)
Goals: Social & Emotional Growth [More info](#)



Let's Play Follow the Leader

Primary Objectives

- 1b. Follows limits and expectations
- 4. Demonstrates traveling skills

Why It's Important

When you provide examples and model expected behavior, you help your child understand how and when to care for household materials. Although your child may be physically capable of completing specific tasks at home, he continues to learn by example. Demonstrating a task to your child and then asking him to immediately practice that task reinforces your home routines and expectations.

Materials

A room that needs tidying

What You Do

1. Be sure there are several things out in the room that need to be put away. Include a variety of objects to be put in different locations around the room.
2. Invite your child to play Follow the Leader. Ask him to follow you around the room and do what you do.
3. Walk or march in a silly way to make cleaning up more enjoyable. Walk slowly around the room, picking up a toy and putting it away, then waiting for him to repeat your movements.
4. Explain each task as you complete it. *Now I am hanging a coat on the hook. Now you are hanging a coat on the hook.*
5. When the room is clean, remember to thank your child for his help with the task. Recall with your child all the areas that were messy and list together the items he put away.
6. Point out to him how nice the room looks when it is clean and how easy it will be to find toys and materials later when he wants to use them.
7. You can extend this activity by giving your child an opportunity to be the leader. Mimic his motions as he moves around the room putting things away.

You Got It!

Primary Objectives

1c. Takes care of own needs appropriately

Why It's Important

As children learn what behavior is expected of them, it helps if they have reminders of those expectations. Personalized books with photos of your child demonstrating what to do during different times of the day provides her with individualized prompts.

Materials

Colored construction paper; photographs of your child (photos with friends or relatives, pictures from a family trip or special event, etc.); markers; tape; fasteners such as stapler, brads, rings

What You Do

1. Determine which routines or experiences you want your child to focus on. Select ones that she performs regularly, particularly those with multiple steps. Take pictures of your child engaged in each step of the selected routines and experiences.
2. Tape a single picture to each piece of construction paper. Arrange the pages in sequential order and bind them together.
3. Explain to your child what you are making a book about (playing with blocks, getting ready for nap, etc.).
4. Flip through the pictures with your child. Ask her to tell you what she is doing in each picture.
5. Record her thoughts in a sentence underneath each photograph. For example, if your child says, *washing hands*, you might write, *I wash my hands*.
6. When finished, read the book with your child. Tell her that the book will be available for her to look at whenever she would like.

Passwords & Resources



[Scholastic -Let's Find Out](#)

Choose: **I am a student**

Password: **FVESkinders**



[PebbleGo](#)

Username: **FVES**

Password: **Rockets**



FVES Kinder

Remote Learning




Tumblebooks:

Username:

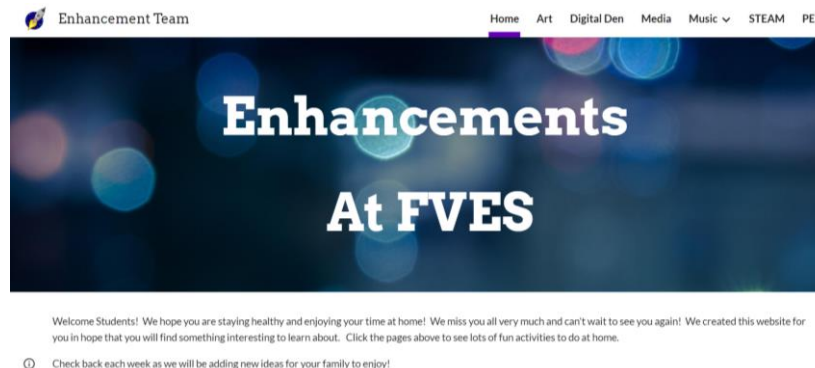
FVENC

Password: Books



FVES Website

Student Links



Welcome Students! We hope you are staying healthy and enjoying your time at home! We miss you all very much and can't wait to see you again! We created this website for you in hope that you will find something interesting to learn about. Click the pages above to see lots of fun activities to do at home.

○ Check back each week as we will be adding new ideas for your family to enjoy!