

4/30/2020



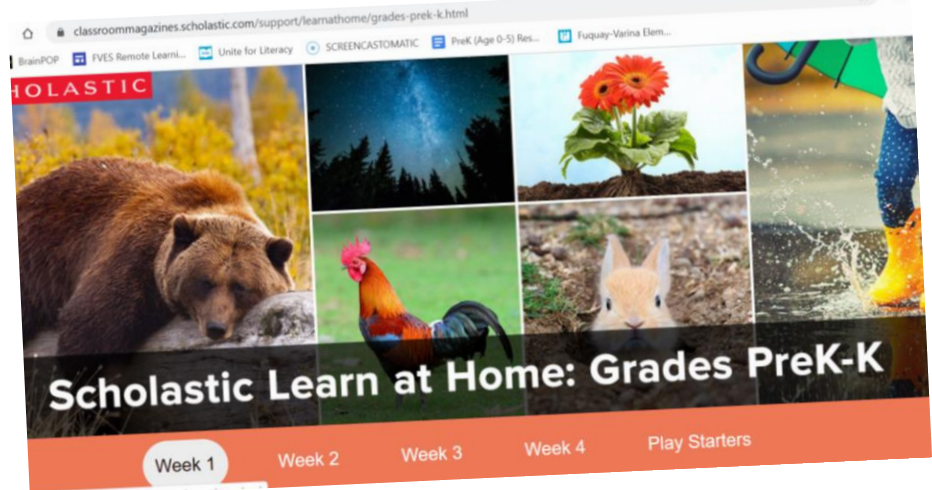
Hi Pre-K Families,  
How's it going?!? I can't wait to see my friends on Thursday evening/Friday on Google Meet! Please sign up if you haven't. 😊

Today's activities include:



- Scholastic's Week 2 Day 9: Social Studies- Trash & Recycling
- PebbleGo: Helping the Environment-Free Choice!
- Daily Reading Quests followed by LOTS of read aloud options to choose from if needed
- PBS Kids Videos & Games
- TSG Games

Happy Learning!  
Ms. Julia Trotto

Parents:  
Click the image to go to  
Scholastic Learn at Home & to  
choose the week/day that  
interests your child most.



Or follow along with me by clicking below:



## Day 9: Social Studies - Trash and Recycling

### Watch the Story:

*I Stink!* by Kate and Jim McMullan

### Read the Book:

*Garbage Trucks* by Mary Lindeen

[Take Me There!](#)



## Video: What Happens to Our Trash?

Sanitation workers have really important jobs.

[Watch the Video](#)

### Key Words

As you watch the video, listen for these important words.

barge

compost

decompose

fertilizer

landfill

packer blade

recycle

sanitation workers

Key word writing practice included on page 5

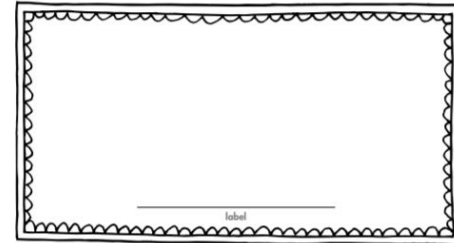

Name: \_\_\_\_\_

Draw key details  
**Watch & Learn**  
LIBRARY

Title of video: \_\_\_\_\_

### Draw What You Saw

What did you see in the video? Draw two things in the picture frames. Write or dictate labels for your pictures.



SCHOLASTIC

Visit [www.scholastic.com/watchandlearn](http://www.scholastic.com/watchandlearn)

Full Size document on next page to go with video, if you want to print. Otherwise, just grab a piece of scrap paper for your child to draw on.

Name: \_\_\_\_\_



Draw key details

Watch & Learn  
LIBRARY

Title of video: \_\_\_\_\_

## Draw What You Saw

What did you see in the video? Draw two things in the picture frames. Write or dictate labels for your pictures.



# Key Words:

Ideas: Trace each word, draw a picture for each word, copy the first letter of each word, read each word & talk about what it means, or something else that you think of!

1. barges

2. decompose

3. landfill

4. recycle

5. compost

6. fertilizer

7. packer blade

8. sanitation

workers

SCHOLASTIC

**Let's Find Out**  
My Weekly Reader



**Creative Art Activity:**

Trash to Treasure

[Do the Activity](#)

Click to follow the link or just look at the activity below:



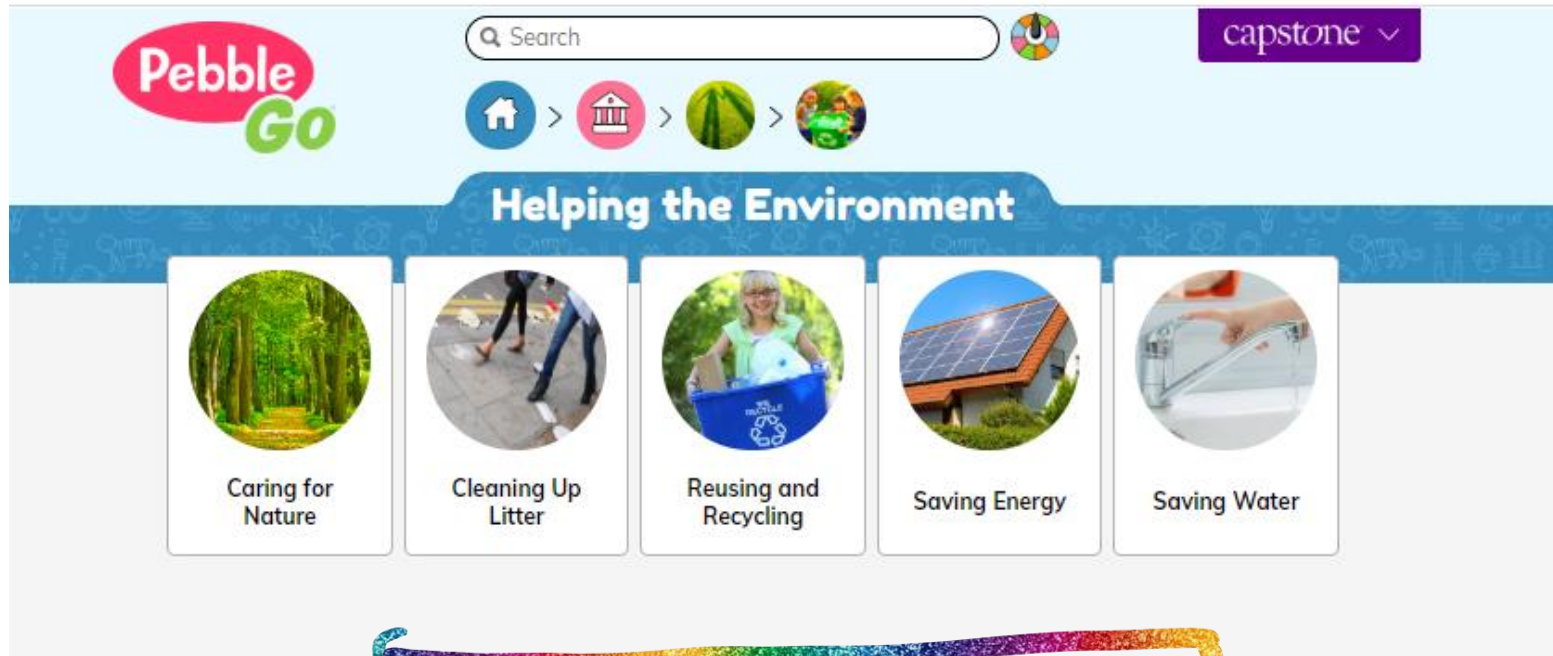
[Return to Scholastic Learn at Home](#)

## Trash to Treasure

**With a few recyclables, your child can turn “trash” into something useful to have around the house!**

- Grab an empty container such as a jar or can (if using a can, put masking tape around the rim to protect fingers against sharp edges).
- Then collect some items your child can use to decorate it, such as dry macaroni, construction paper, or even scraps of newspapers and magazines.
- Your child can use glue or tape to attach decorations to the container. Then use it to store household items such as pencils and pens or kitchen tools!

# Helping the Environment: Free Choice!



PebbleGo:  
Username: FVES  
Password: Rockets

# PreK-K: Daily Reading Quests

Listen as a grownup reads a story or book to you. Then pick an activity from the list below! You can try a different activity every day, or repeat a favorite.

A **character** is someone who is in a story. It can be a person, an animal—even a robot!

Describe your favorite character from the story. What do you like most about them? Talk about it with a grownup.

What part of the story **surprised you** the most? Talk about it with a grownup.

Turn to a page in the book. Tell a grownup **what is happening in the picture**.




# BOOKFLIX

## Imagination


Find your favorites!

The screenshot shows the BookFlix website interface for the 'Imagination' category. At the top left is the 'BOOKFLIX' logo with a home icon. To the right is a search bar labeled 'Title Search' with a magnifying glass icon, a language toggle set to 'Español', and a user profile icon. Below the header, the category 'Imagination' is displayed with the subtitle 'Find your favorites...'. The main content area features a grid of book covers, each with a 'Read Aloud' icon and a red 'ES' (Español) tag. The books shown are:


- THE ANT AND THE CASSIOWAY** by Steve Delaney
- Inside an Ant Colony** by Alan Fowler
- Chicken Little** by Steven Kellogg
- What's Crawling?** by Eric Schiller
- CLICK, CLACK, MOO Cows That Type** by Doreen Cronin, illustrated by Betsy Lewis
- Let's Visit a Dairy Farm** by Anne Schiller
- DANNY AND THE DINOSAUR** by Syd Hoff
- Dinosaur Tracks** by Anne Schiller
- The Day Jimmy's Boa Ate the Wash** by Steven Kellogg
- Snakes** by Mary Schiller
- Don't Let the Pigeon Drive the Bus!** by Mo'Nique Williams
- Car Safety** by Scholastic
- DUCK for President** by Howard E. Meyer
- PATRIOTIC BOOTH** by Howard E. Meyer
- Election Day** by Howard E. Meyer
- Fletcher and the Falling Leaves** by Julia Rawlinson, illustrated by Eiragré Beine
- How Do You Know It's Fall?** by Scholastic




Click the image to hear Ms. Julia read, "I Hear", by Phoebe McGuffee



[Mrs. Byars reads, "Chicka Chicka Boom Boom", by Bill Martin Jr...](#)




["I'm Not Going to Get Up Today!", by Dr. Seuss; Read aloud by Mrs. Flor Schakel](#)



[Ms. Julia reads, Franklin AND THE SCOOTER](#)

## “Support comprehension with interesting conversations


When children are familiar with a story and ready to think more deeply about it—especially during a second or third reading—teachers can spark conversation with open-ended questions.” [\(Parents, Click Here to Read Full Article from NAEYC\)](#)




[Read Aloud with Mrs. Johnson](#)  
[“Grumpy Cat”](#)  
by Britta Teckentrup



Ms. Julia reads,  
[“How Many Friends Can You Count?”](#) by Holly Hartman



[Read Aloud with Mrs. Thompson](#)  
[“Pete the Cat: I Love my White Shoes”](#)  
by James Dean



[Ms. Elizabeth reads “Llama Llama Red Pajama”](#) by Anna Dewdney

# Wild Kratts: Honey Seekers



# Splash and Bubbles: Help our Kelp Math Game



# Sid the Science Kid: Weather Surprise Game



Daniel Tiger's  
Neighborhood:  
Daniel's Bicycle/  
Katerina's Magic Trick



# Teaching Strategies Gold: Games

(Click on the name to access directions)

Say What Just Happened

**Playing with Many Sizes**

RESTORE THE CIRCLE

Compare 2 Amounts



# Passwords & Resources



[Scholastic -Let's Find Out](#)

Choose: **I am a student**

Password: **FVESkinders**



[PebbleGo](#)

Username: **FVES**

Password: **Rockets**



*FVES Kinder*

*Remote Learning*




Tumblebooks:

Username:

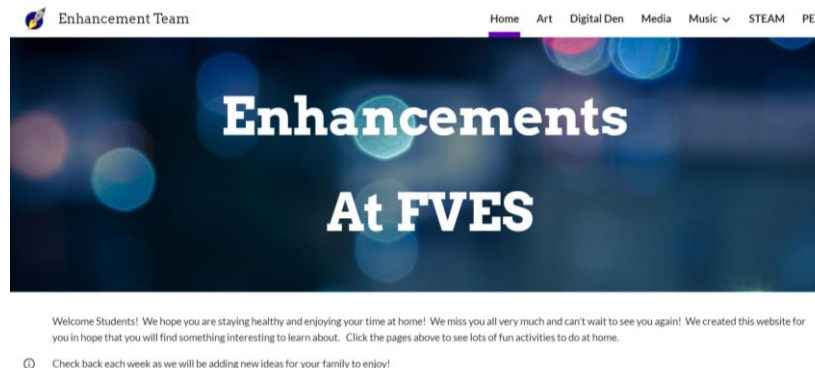
FVENC

Password: Books



*FVES Website*

*Student Links*



Welcome Students! We hope you are staying healthy and enjoying your time at home! We miss you all very much and can't wait to see you again! We created this website for you in hope that you will find something interesting to learn about. Click the pages above to see lots of fun activities to do at home.

○ Check back each week as we will be adding new ideas for your family to enjoy!