

5/4/2020

Hi Pre-K Families,

Today's activities include:

- Article for Parents: Baking & Math
- GoNoodle (Music, Movement, Mindfulness, & More!)
- Scholastic's Week 2 Day 10: Animal Studies- Roosters, Hens, & Chicks
- PebbleGo: Explore Pets & Farm Animals
- Listen to Reading Choices

Happy Remote Learning!

Ms. Julia Trotto

<https://www.naeyc.org/resources/blog/baking-math>

naeyc®

Join/Renew

Member Login



Our Work

Resources

Events

Accreditation

Get Involved

About Us

Accreditation Tips and Tools



Baking Math for Families and Young Children



Resources / Blog / Baking Math for Families and Young Children

SHARON DAVIS
07/06/2018

To help my children with math, I had to find where math had its groove in our life—where it was applied and practical. I didn't want to pass on my math fears! Because I teach baking, we used simple math concepts, methods, and measurements, and we enjoyed the results. Children often want to help—and help sample the finished product! Find time, at least once a week, to hold baking sessions that can start math conversations and calculations!

Baking math begins with forming a habit called *mis en place*—everything in order—"ducks in a row"—before you ever put the flour in the bowl. Bake together and build math skills with these 10 baking habits:

1. **Pick an ingredient your children have read about**—apples, blueberries, carrots, butter, zucchini. Ask children "What shapes do you see?" Bake waffles, pancakes, bread, and pizza.
2. **Choose a recipe with simple ingredients and 1, 2, 3, directions.** Recipes at HomeBaking.org and KidsaCookin.org (Spanish or English) are a great start. Check your library for *Cooking Class* and *Baking Class* by Deanna F. Cook—perfect for young bakers.



click to
read in
full

GoNoodle

GoNoodle
Games

Good Energy
at Home

Learn
More

Educator
Login

Get Started Now

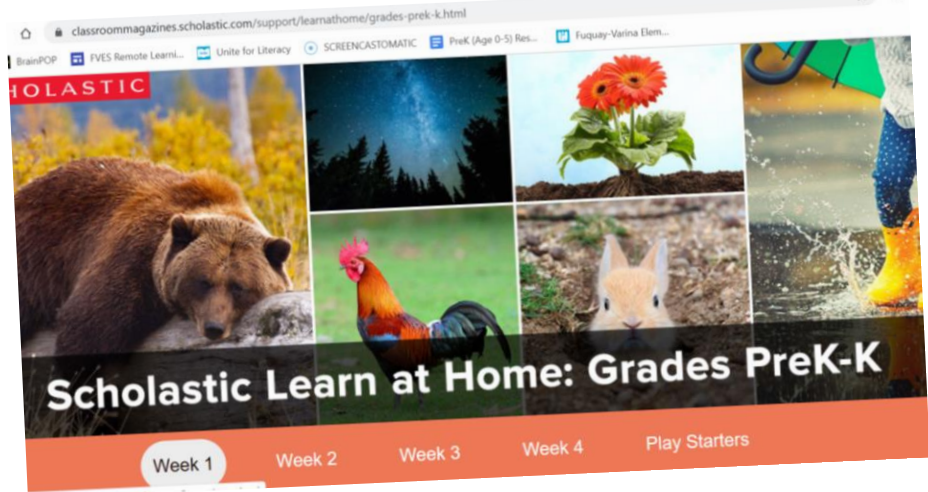


Videos and Games Your Kids Love





1. Click picture to follow link to [GoNoodle](#) homepage
2. Choose Get Started Now
3. Families: Play Now (<https://family.gonoodle.com/>)

Parents:
Click the image to go to
Scholastic Learn at Home & to
choose the week/day that
interests your child most.



Or follow along with me by clicking below:



Day 10: Animal Studies - Roosters, Hens, and Chicks

Watch the Story:

Rosie's Walk by Pat Hutchins

Read the Book:

A Chick Grows Up by Pam Zollman

[Take Me There!](#)



Video: Roosters, Hens, and Chicks

A fuzzy chick hatches.
What will it grow up to
be?

[Watch the Video](#)

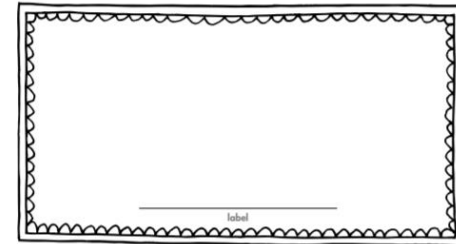

Name: _____

Draw key details
Watch & Learn
LIBRARY

Title of video: _____

Draw What You Saw

What did you see in the video? Draw two things in the picture frames. Write or dictate labels for your pictures.



SCHOLASTIC

Visit www.scholastic.com/watchandlearn



Full Size document on next page to go
with video, if you want to print.
Otherwise, jut grab a piece of scrap
paper for your child to draw on.

Name: _____



Draw key details

Watch & Learn
LIBRARY

Title of video: _____

Draw What You Saw

What did you see in the video? Draw two things in the picture frames. Write or dictate labels for your pictures.





Drawing Activity:
Decorate an Egg

[Do the Activity](#)

Click to follow the link or just look at the activity below:



SCHOLASTIC

Let's Find Out
My Weekly Reader

[Teacher Order](#)

[Log in](#)


[Return to Scholastic Learn at Home](#)

Decorate an Egg

Chicks hatch from eggs. Let your child decorate one on paper.

- Help your child draw the shape of an egg on a plain piece of paper. If you like, you can also help your child cut out the shape.
- Using crayons, markers, or paint, let your child decorate the egg.
- Your child might also like to pretend to be a chick hatching out of an egg! He or she can curl up in a ball, then *peck, peck, peck* the imaginary shell, and crawl out. Hello, baby chick!

[↑ Back to top](#)



E e

egg

Pets & Farm Animals: Explore

The screenshot shows the PebbleGo website interface. At the top left is the 'PebbleGo' logo. To its right is a search bar with a magnifying glass icon and the word 'Search'. Further right is a user profile icon and a purple 'capstone' dropdown menu. Below these are navigation icons: a home icon, a paw print icon, and a globe icon. A blue banner with the text 'Pets and Farm Animals' is centered. Below the banner are two circular image cards: one showing blue birds labeled 'Farm Animals' and one showing a golden retriever labeled 'Pets'. At the bottom, there are two buttons: 'Games' with a game controller icon and 'Question of the Day' with a question mark icon. The footer contains the text '© 2019 Capstone. All Rights Reserved. | Educator Resources'.

PebbleGo:
Username: FVES
Password: Rockets

BOOKFLIX

Imagination

Find your favorites!

The screenshot displays the BookFlix website interface. At the top left is the 'BOOKFLIX' logo with a home icon. To the right is a search bar labeled 'Title Search' with a magnifying glass icon, a language toggle set to 'Español', and a user profile icon. The main heading is 'Imagination' with the subtext 'Find your favorites...'. Below this is a grid of 12 book covers, each with a 'Read Aloud' icon and a red 'ES' (Español) tag in the top left corner. The books shown are:

- THE ANT AND THE CASSAWARE** by Steve Kellig
- Inside an Ant Colony** by Alan Fowler
- Chicken Little** by Steven Kellogg
- What's Grub?** by Eric Carle
- CLICK, CLACK, MOO Cows That Type** by Doreen Cronin, illustrated by Betsy Lewis
- Let's Visit a Dairy Farm** by Anne Schubert
- DANNY AND THE DINOSAUR** by Syd Hoff
- Dinosaur Tracks** by Anne Schubert
- The Day Jimmy's Boa Ate the Wash** by Steven Kellogg
- Snakes** by Mary Schick
- Don't Let the Pigeon Drive the Bus!** by Mo'Nique Williams
- Car Safety** by Scholastic
- DUCK for President** by Howard E. Meyer
- PATRIOTIC BOOTH** by Howard E. Meyer
- Election Day** by Howard E. Meyer
- Fletcher and the Falling Leaves** by Julia Rawlinson, illustrated by Eiragré Beine
- How Do You Know It's Fall?** by Scholastic

FVES Teachers & Staff Read Alouds

Read Aloud
With Mrs. Johnson
"The Day it Rained Hearts"
By Felicia Bond

Read Aloud
with Mrs. Mormon
"Goldilocks and the Three Bears"

Read Aloud
with Ms. Collins
"If You Give a Mouse a Cookie"
By Laura Numeroff

Read Aloud
with Ms. Michelle
"A Pocket for Corduroy"
By Dan Freeman

Read Aloud
with Mrs. Davis
"Caps, Hats, Socks and Mittens"
by Louise Borden

Passwords & Resources



[Scholastic -Let's Find Out](#)

Choose: **I am a student**

Password: **FVESkinders**



[PebbleGo](#)

Username: **FVES**

Password: **Rockets**



FVES Kinder

Remote Learning




Tumblebooks:

Username:

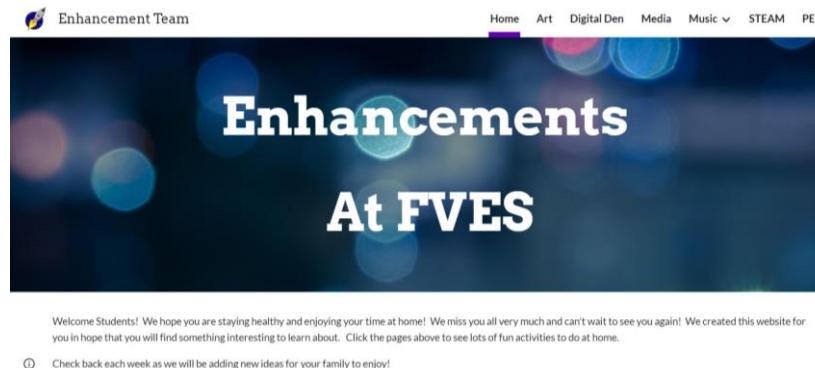
FVENC

Password: Books



FVES Website

Student Links



Welcome Students! We hope you are staying healthy and enjoying your time at home! We miss you all very much and can't wait to see you again! We created this website for you in hope that you will find something interesting to learn about. Click the pages above to see lots of fun activities to do at home.

○ Check back each week as we will be adding new ideas for your family to enjoy!